



ANNUAL REPORT 2021-2022

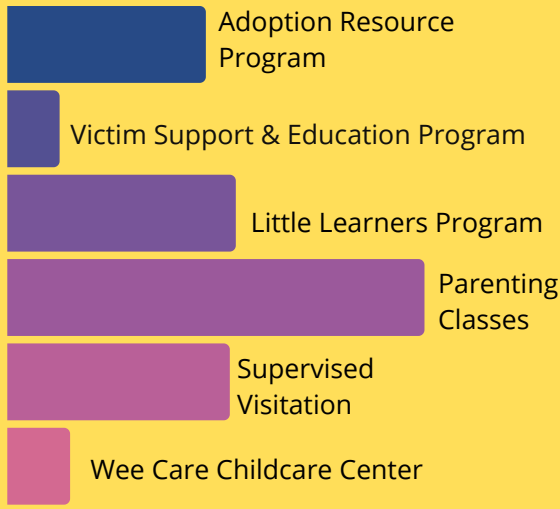


OVERALL IMPACT



In 2021-2022 our agency served **2,065 children and parents** with child abuse prevention services.

IMPACT PER PROGRAM:



321 VOLUNTEERS
PROVIDED
1,555.25 HOURS
OF SERVICE



\$785,774 IN
FUNDING WAS
SECURED

*Total includes: grants,
fundraisers & program fees.



76% OF THE
CHILDREN THAT
LEFT OUR
PROGRAMS* FOR
KINDERGARTEN
TESTED READY

*Wee Care Childcare & Little
Learners Program



ADOPTION RESOURCE PROGRAM



**57 FOSTER
PARENTS RECEIVED
TRAINING**

**6 REFERRALS
WERE MADE
FOR POTENTIAL
FOSTER-
ADOPTIVE
PARENTS**



**1 FAMILY WAS
RECRUITED TO BE
FOSTER-ADOPTIVE
PARENTS**



**5,856 CONTACTS
WERE MADE
DURING
OUTREACH AND
COLLABORATIVE
ACTIVITIES**



**21 PEOPLE
RECEIVED CRISIS
COUNSELING**



SUPERVISED VISITATION & VICTIM SUPPORT & EDUCATION PROGRAM (ViSE)



968 HOURS OF SUPERVISED VISITATIONS WERE PROVIDED



119 UNDUPLICATED FAMILIES WERE ENROLLED IN SUPERVISED VISITS



101 children were served through the ViSE PROGRAM



392 HOME & VIRTUAL VISITS WERE PROVIDED THROUGH THE ViSE PROGRAM



157 CHILDREN WERE SERVED WITH SUPERVISED VISITS



39 WOMEN & 3 MEN WERE SERVED THROUGH THE ViSE PROGRAM



19 COMPLETED THE NURTURING PARENT PROGRAM THROUGH THE ViSE PROGRAM

"I feel like I have learned a lot about communication and discipline and overall have a better and healthier relationship with my children."

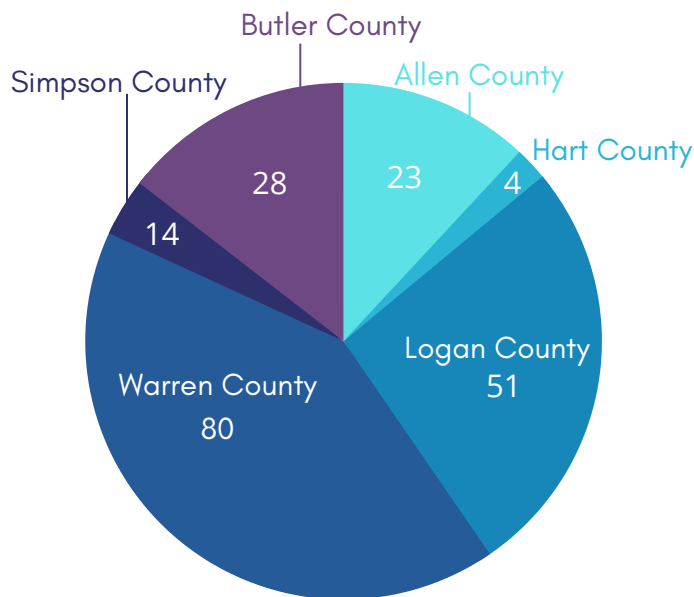
PARENTS AS TEACHERS LITTLE LEARNERS PROGRAM



1,405 HOME VISITS WERE HELD IN-PERSON OR VIRTUALLY.



221 CHILDREN FROM 149 FAMILIES RECEIVED HOME VISITS IN **SIX COUNTIES**



16 GROUP EVENTS HELD FOR FAMILIES



OF THE **43** CHILDREN THAT WENT TO KINDERGARTEN, **79%** TESTED READY



864 SCREENINGS WERE ADMINISTERED



WEE CARE CHILDCARE CENTER

A LEVEL 3 ALL STAR RATED PROGRAM



**62 CHILDREN AND
69 PARENTS* WERE
SERVED**

*60% were single parent households.

ABOUT OUR FAMILIES

8% of the children had special needs.

16% were non-native English speakers.

65% qualified for services based on income.

18% of children served had experienced abuse or neglect.

26% of parents had reported family crisis such as domestic violence or substance abuse.

100% of Parents were working or attending school.



**3 OUT OF 4 OF THE
CHILDREN WHO
ENTERED
KINDERGARTEN
TESTED READY USING
THE BRIGANCE
SCREENER**

**100 DAYS* OF
RESPITE OR DROP-
IN CARE WERE
PROVIDED TO 17
CHILDREN**

*This accounts for 877 hours of reduced or free care.



"Love you guys. Made Christmas possible when we were struggling. My child feels safe and excited to go and loves his teacher. Exactly where I want him to be."

PARENT EDUCATION



288 CHILDREN WERE SERVED BY **191** PARENTS COMPLETING THE NURTURING PARENTING® (NP) PROGRAM.



257 PARENTS COMPLETED OUR PARENTS EDUCATION CLINIC/DIVORCE EDUCATION CLASS



77% OF PARENTS WHO STARTED THE NP PROGRAM COMPLETED THE 12-WEEK COURSE



192 NURTURING PARENTING PROGRAM CLASSES WERE HELD
145 PARENTS PARTICIPATED IN MONTHLY SUPPORT GROUPS



"This class showed me how to become a better parent and person. Not just a better father, but a better human being. Gave me a chance to really open my eyes about caring, loving and respect. I am extremely grateful for it."

FINANCIAL SUMMARY



70 CORPORATE
COMMUNITY
PARTNERS




**\$200,300 WAS
COLLECTED IN
PROGRAM* FEES**

*Supervised Visitation, Wee Care
Childcare Center & Parent
Education Clinic

**\$467,700 IN
GRANT FUNDING
WAS SECURED**



**\$117,774 WAS
RAISED THROUGH
FUNDRAISING**



COMMUNITY AWARENESS



FEC WAS INVITED TO SPEAK TO LOCAL CIVIC ORGANIZATIONS SUCH AS:

Bowling Green Young Professionals, International Center, Face-It, Leadership Bowling Green, Kiwanis, Women's Fund, etc.



11 FATHERS COMPLETED A FATHERHOOD COURSE

A partnership with Prevent Child Abuse Kentucky.

64 PEOPLE ATTENDED THE SUPPORTIVE COMMUNITIES CONFERENCE

A partnership with the Face-It Movement.



8,086 LAPEL PINS, BOWS, PINWHEELS AND STICKERS WERE DISTRIBUTED DURING APRIL CHILD ABUSE PREVENTION MONTH



FEC PARTICIPATED IN NUMEROUS COMMUNITY OUTREACH EVENTS:

Stand for Children Day, United Way's Day of Caring, school open houses, Fall festivals, awareness month celebrations, PossAbilities Expo, WKU career fairs, etc.